



SUPPLEMENTARY APPROPRIATION ACT 2009

**An Act
to appropriate certain additional sums of money
out of the Niue Government Account to the services of the year
ending 30 June 2009**

1 Name

This is the Supplementary Appropriation Act 2009.

2 Appropriation

The sum hereinbefore authorised to be applied are hereby appropriated for the services expressed in the several votes specified in Schedule A to this Act. The several votes specified in Schedules (i) – (iv) appropriate \$300,000 extra revenue for the year ended 30 June 2009.

Supplementary Appropriation

SCHEDULE (A)

Supplementary Appropriation from the Niue Assembly Account for Recurrent Expenditure and Revenue.

Vote	Estimates (\$)	Supplementary (\$)	Total (\$)
Revenue			
As per Schedule (i) & (ii)	25,264,000	300,000	25,564,000
Expenditure			
As per Schedule (i), (iii), & (IV)	25,263,000	300,000	25,563,000

**ANNUAL REVISED ESTIMATES NIUE GOVERNMENT 2008/2009
STATEMENT OF ESTIMATED SOURCE & APPLICATION OF FUNDS**

	2008/2009 ESTIMATE	2008/2009 SUPP'S	REVISED BUDGET	2007/2008 VOTED	2007/2008 Prov ACTUAL
SOURCE OF FUNDS					
Taxation Income	1,800,000		1,800,000	1,950,000	2,165,230
Import Duty	1,100,000		1,100,000	938,000	1,231,874
Company	100,000		100,000	50,000	33,809
Other	236,800		236,800	190,000	261,331
Total Taxation	3,236,800		3,236,800	3,128,000	3,692,244
Other Interest on Investments	40,000		40,000	20,000	54,461
Fishing Rights	225,000	50,000	275,000	228,000	438,040
Other Government Receipts	1,295,200	250,000	1,545,200	972,000	907,756
Total Other Revenue	1,560,200	300,000	1,860,200	1,220,000	1,400,257
Total Departmental Revenue	4,797,000	300,000	5,097,000	4,348,000	5,092,501
Trading Operations	10,632,000		10,632,000	7,465,000	7,907,372
Corporations	64,000		64,000	67,000	66,305
TOTAL INTERNAL FUNDING	10,696,000	0	10,696,000	11,880,000	13,066,178
NZ Funding - Recurrent	7,596,000		7,596,000	7,375,000	7,375,000
TOTAL N.Z FUNDING	7,596,000	0	7,596,000	7,375,000	7,375,000
TOTAL FUNDING REVENUE	23,088,000	300,000	23,388,000	19,255,000	20,441,178
APPLICATION OF FUNDS:					
Departmental - Recurrent	11,967,000	100,000	12,067,000	11,553,000	11,394,264
Trading Operations	10,623,000	200,000	10,823,000	7,224,000	8,269,934
Corporations	398,000		398,000	378,000	356,885
Total Recurrent Application	22,988,000	300,000	23,288,000	19,155,000	20,021,083
Capital Projects	100,000		100,000	100,000	238,023
Total Capital Disbursement	100,000	0	100,000	100,000	238,023
Donor Reimbursement				0	
Total Donor Reimbursement				0	0
TOTAL EXPENDITURE	23,088,000	300,000	23,388,000	19,255,000	20,259,106
RECURRENT SURPLUS	1,000	0	1,000	0	182,072
SPECIAL PROJECTS					
FUNDING					
Special Projects	2,175,000		2,105,000	2,105,000	
APPLICATION					
Special Projects	2,175,000		2,105,000	2,105,000	

GOVERNMENT OF NIUE
SUMMARY OF REVISED REVENUE FOR YEAR ENDING 30 JUNE 2009

DEPARTMENT	2008/2009 ESTIMATE	2008/2009 SUPP'S	REVISED BUDGET	2007/2008 VOTED	2007/2008 ACTUAL
NON - TRADING					
Administrative Services	12,000		12,000	8,000	7,900
Agriculture	273,000	50,000	323,000	291,000	473,174
Community Affairs	1,000		1,000	1,000	50
Education	1,000		1,000	1,000	4,109
Health	12,000		12,000	12,000	17,170
Justice	141,000		141,000	39,000	40,529
Police	143,000		143,000	99,000	134,567
Public Works	267,000		267,000	253,000	180,203
Premiers	247,000		247,000	171,000	214,261
Taoga Niue	1,000		1,000	1,000	250
Treasury	3,698,000	250,000	3,948,000	3,471,000	4,019,763
Meteorological	1,000		1,000	1,000	525
TOTAL NON - TRADING	4,797,000	300,000	5,097,000	4,348,000	5,092,501
TRADING OPERATIONS					
Admin : Govt Residences	85,000		85,000	87,000	72,053
Public Works Trading	320,000		320,000	348,000	282,751
Treasury : Bond Store	710,000		710,000	780,000	747,163
Telecom & Postal	1,124,000		1,124,000	1,120,000	1,050,555
Niue Power	1,812,000		1,812,000	1,535,000	1,554,634
Bulk Fuel	6,581,000		6,581,000	3,885,000	4,200,218
TOTAL TRADING	10,632,000	0	10,632,000	7,465,000	7,907,372
CORPORATIONS					
Broadcasting	64,000		64,000	67,000	66,305
Tourism Authority	0		0	0	0
TOTAL CORPORATIONS	64,000	0	64,000	67,000	66,305
TOTAL INTERNAL FUNDING	15,493,000	300,000	15,793,000	11,880,000	13,066,178
NZ FUNDING					
Recurrent	7,596,000		7,596,000	7,375,000	7,375,000
TOTAL NZ FUNDING	7,596,000	0	7,596,000	7,375,000	7,375,000
TOTAL REVENUE	23,089,000	300,000	23,389,000	19,255,000	20,441,178
SPECIAL PROJECTS					
Cyclone Heta					
NZ AID	2,175,000		2,175,000	2,105,000	
TOTAL SPECIAL PROJECTS	2,175,000	0	2,175,000	2,105,000	
OVERALL TOTAL	25,264,000	300,000	25,564,000	21,360,000	

GOVERNMENT OF NIUE
SUMMARY OF REVISED EXPENDITURE FOR YEAR ENDING 30 JUNE 2009

DEPARTMENT	2008/2009 ESTIMATE	2008/2009 SUPP'S	REVISED BUDGET	2007/2008 VOTED	2007/2008 ACTUAL
NON - TRADING					
Administrative Services	724,000		724,000	734,000	668,958
Agriculture	614,000		614,000	601,000	516,642
Community Affairs	1,433,000	60,000	1,493,000	1,546,000	1,690,749
Education	1,477,000		1,477,000	1,509,000	1,403,823
Environment	217,000		217,000	201,000	195,201
Health	1,626,000		1,626,000	1,604,000	1,638,850
Justice	456,000		456,000	448,000	418,669
Public Service Commission	380,000		380,000	350,000	301,463
Police	439,000		439,000	390,000	390,158
Public Works	872,000		872,000	824,000	761,971
Premiers	2,780,000	40,000	2,820,000	2,487,000	2,583,292
Taoga Niue	138,000		138,000	118,000	126,723
Treasury	699,000		699,000	630,000	628,757
Meteorological	112,000		112,000	111,000	69,008
TOTAL NON TRADING	11,967,000	100,000	12,067,000	11,553,000	11,394,264
TRADING OPERATIONS					
Admin: Gov Residences	52,000		52,000	51,000	29,109
Public Works : All Trading	582,000		582,000	537,000	533,922
Treasury : Bond Store	563,000		563,000	659,000	508,069
Telecom & Postal Corporation	1,124,000		1,124,000	1,120,000	1,040,273
Niue Power	2,047,000		2,047,000	1,564,000	1,757,816
Bulk Fuel	6,255,000	200,000	6,455,000	3,293,000	4,400,745
TOTAL TRADING	10,623,000	200,000	10,823,000	7,224,000	8,269,934
CORPORATIONS					
Broadcasting	234,000		234,000	223,000	203,046
Tourism Authority	164,000		164,000	155,000	153,839
TOTAL CORPORATIONS	398,000	0	398,000	378,000	356,885
RECURRENT EXPENDITURE	22,988,000	300,000	23,288,000	19,155,000	20,021,083
CAPITAL					
Capital Projects	100,000		100,000	100,000	238,023
CAPITAL EXPENDITURE	100,000	0	100,000	100,000	238,023
DONOR REIMBURSEMENT					
Donor Projects					
TOTAL REIMBURSEMENT					
TOTAL EXPENDITURE	23,088,000	300,000	23,388,000	19,255,000	20,259,106
SPECIAL PROJECTS					
Cyclone Heta					
NZ AID	2,175,000		2,175,000	2,105,000	
TOTAL SPECIAL PROJECTS	2,175,000	0	2,175,000	2,105,000	
OVERALL TOTAL	25,263,000	300,000	25,563,000	21,360,000	

**SUMMARIES OF REVISED BUDGET PROPOSALS FOR YEAR ENDING
30 JUNE 2009**

REVENUE LESS EXPENDITURE

DEPARTMENT	2008/2009 ESTIMATE	2008/2009 SUPP'S	REVISED BUDGET	2007/2008 VOTED	2007/2008 ACTUAL
TOTAL REVENUE	23,089,000	300,000	23,389,000	19,255,000	20,441,178
TOTAL EXPENDITURE	23,088,000	300,000	23,388,000	19,255,000	20,259,106
SURPLUS/(DEFICIT)	1,000	0	1,000	0	182,072


SPECIAL PROJECTS					
REVENUE	2,175,000		2,175,000	2,105,000	
EXPENDITURE	2,175,000		2,175,000	2,105,000	

TOTAL REVENUE OVERALL	25,264,000	300,000	25,564,000	21,360,000	20,441,178
TOTAL EXPENDITURE OVERALL	25,263,000	300,000	25,563,000	21,360,000	20,259,106


SURPLUS/(DEFICIT)	1,000	0	1,000	0	182,072
--------------------------	--------------	----------	--------------	----------	----------------


I, ATAPANA SIAKIMOTU, Speaker of the Niue Assembly, hereby certify that the requirements of Article 34 of the Niue Constitution have been duly complied with.

SIGNED AND SEALED at the Assembly Chambers this 10th day of April 2009


Speaker of the Niue Assembly

COUNTERSIGNED in the presence of the Speaker




Clerk of the Niue Assembly

This Act was passed by the Niue Assembly on the 25th day of March 2009.

This Act is administered by the Treasury Department.