

APPROPRIATION (ANNUAL) ACT 2015

No. 332

An Act to appropriate certain sums of money out of the Niue Assembly account to the services for the year ending 30th of June 2016 and to appropriate the supplies granted in that year.

1 Title

This is the Appropriation (Annual) Act 2015.

2 Commencement

(1) This Act shall relate to the financial year ending on the 30th day of June 2016 (hereinafter referred to as "the financial year").

(2) This Act comes into force on the day after the date on which it becomes law in accordance with Article 34 of the Constitution.

3 Grant and Appropriation of Expenditure

There may be issued and supplied from the Niue Assembly Account towards making good the supplies granted for the services of the financial year:

a) for Recurrent Operational Expenditure, Capital Projects and Investment and Development Projects a sum of which does not exceed \$27,247,000 in total; and

b) for development partner Investment and Development projects a sum which does not exceed \$11,500,000 in total

particulars of which are set out under the relevant headings in the Schedules hereto.

Schedule A

TABLE 1: 2015-16 BUDGET SUMMARY

(\$'000)	Voted	Voted	Estimate	Forward Year Projections	
	2013-14	2014-15	2015-16	2016-17	2017-18
Total Niue Recurrent Revenues	-24,932	-25,970	-27,248	-26,500	-26,500
Total Niue Recurrent Expenses	24,533	25,498	27,058	26,500	26,500
Total Niue Funded Capital	100	268	51	250	250
Niue Funded I&D	298	193	138	350	350
Total Appropriation	24,931	25,959	27,247	27,100	27,100
Niue Budget Surplus/Deficit	-1	-11	-1	600	600
Donor I&D Revenue	-13,695	-11,650	-11,500	-9,500	-9,500
Donor I&D Expenditure	13,695	11,650	11,500	9,500	9,500
Total Revenue	-38,627	-37,620	-38,748	-36,000	-36,000
Total Expenses	38,626	37,609	38,747	36,600	36,600
Surplus (-ve) / Deficit (+ve)	-1	-11	-1	600	600

Note: Numbers presented in tables within this document show revenues with a -ve number, and expenses with a +ve number.

GOVERNMENT OF NIUE 2015-16 BUDGET RECURRENT EXPENDITURE BY MINISTRIES				
Entity	Department	2013-14 Voted	2014-15 Voted	2015-16 Estimate
CENTRAL AGENCIES	Premiers Department	2,338,000	2,314,000	2,298,000
	Crown Law	275,000	259,000	292,000
	Niue Public Service Commission and Secretariat	1,095,000	1,119,000	1,273,000
	Finance and Planning	1,303,000	1,370,000	1,456,000
	Project Management Coordination Unit	0	0	327,000
	Police	471,000	494,000	551,000
	Sub total: Central agencies	5,482,000	5,556,000	6,197,000
MINISTRY OF SOCIAL SERVICES	Education Department	2,218,000	2,463,000	2,485,000
	Health Department	2,003,000	1,940,000	2,138,000
	Justice Department (Inc Com Affairs)	2,742,000	3,624,000	3,684,000
	Taoga Niue	174,000	185,000	237,000
	Sub total: Ministry of Social Services	7,137,000	8,212,000	8,544,000
MINISTRY OF NATURAL RESOURCES	DAFF	858,000	819,000	952,000
	Environment Department	247,000	248,000	263,000
	Met Office	184,000	190,000	198,000
	Sub total: Ministry of Natural Resources	1,289,000	1,257,000	1,413,000
MINISTRY OF INFRASTRUCTURE	Utilities	718,000	2,789,000	2,841,000
	Transport	751,000	1,060,000	1,354,000
	Civil Aviation	321,000	331,000	
	Telecom Niue	1,178,000	1,254,000	1,555,000
	Niue Power	2,103,000	2,019,000	
	Sub total: Ministry of Infrastructure	5,071,000	7,453,000	5,750,000
	COMMERCIAL AND TRADING	Niue Tourism Authority	342,000	338,000
Bulk Fuel	5,212,000	4,994,000	4,794,000	
Sub total: Commercial and Trading	5,554,000	5,332,000	5,154,000	
TOTAL RECURRENT EXPENDITURE		24,533,000	27,810,000	27,058,000

GOVERNMENT OF NIUE 2015-16 BUDGET RECURRENT REVENUE BY MINISTRIES				
Entity	Department	2013/14 Voted	2014-15 Voted	2015-16 Estimate
CENTRAL AGENCIES	Premiers Department	-2,000	-2,000	-2,000
	Crown Law	0	0	0
	Niue Public Service Commission and Secretariat	0	0	0
	Finance and Planning	-14,241,000	-14,271,000	-14,611,000
	Project Management Coordination Unit	0	0	-358,000
	Police	-158,000	-195,000	-191,000
	Sub total: Central agencies	-14,401,000	-14,468,000	-15,162,000
	MINISTRY OF SOCIAL SERVICES	Education Department	-4,000	-4,000
Health Department		-40,000	-44,000	-40,000
Justice Department (Inc Com Affairs)		-58,000	-83,000	-80,000
Taoga Niue		-3,000	-3,000	-6,000
Sub total: Ministry of Social Services		-105,000	-134,000	-130,000
MINISTRY OF NATURAL RESOURCES	DAFF	-639,000	-1,053,000	-1,094,000
	Environment Department	-5,000	-10,000	-10,000
	Met Office	-1,000	-1,000	-2,000
	Sub total: Ministry of Natural Resources	-645,000	-1,064,000	-1,106,000
MINISTRY OF INFRASTRUCTURE	Utilities	-7,000	-2,162,000	-2,289,000
	Transport	-603,000	-934,000	-1,397,000
	Civil Aviation	-231,000	-331,000	
	Telecom Niue	-1,374,000	-1,645,000	-1,877,000
	Niue Power	-2,083,000	-2,155,000	
	Sub total: Ministry of Infrastructure	-4,298,000	-7,227,000	-5,563,000
	COMMERCIAL AND TRADING	Niue Tourism Authority	-34,000	-40,000
Bulk Fuel	-5,449,000	-5,523,000	-5,239,000	
Sub total: Commercial and Trading	-5,483,000	-5,563,000	-5,287,000	
TOTAL RECURRENT REVENUE		-24,932,000	-28,456,000	-27,248,000

GOVERNMENT OF NIUE 2015-16 BUDGET

RECURRENT EXPENDITURE BY VOTE & NNSP PILLAR					
DEPARTMENTS	VOYE	NNSP Pillar	2013/14 Voted	2014/15 Voted	2015/16 Estimate
TREASURY	Finance	1. Fin. Stability	\$848,000	\$881,000	\$935,000
TREASURY	Taxation	1. Fin. Stability	\$0	\$0	\$0
		1. Fin. Stability Total	\$848,000	\$881,000	\$935,000
PREMIERS	Corporate Services	2. Governance	\$384,000	\$373,000	\$328,000
PREMIERS	Cabinet Services	2. Governance	\$477,000	\$485,000	\$491,000
PREMIERS	Legislature	2. Governance	\$719,000	\$725,000	\$744,000
CROWN LAW	Crown Law Office	2. Governance	\$275,000	\$259,000	\$292,000
PREMIERS	Niue High Commission	2. Governance	\$180,000	\$192,000	\$199,000
PREMIERS	External Affairs	2. Governance	\$578,000	\$539,000	\$536,000
NPSC and Secretariat	Corporate Services/HRMIS	2. Governance	\$804,000	\$775,000	\$885,000
NPSC and Secretariat	Strategic Human Resource	2. Governance	\$62,000	\$72,000	\$70,000
NPSC and Secretariat	Manpower Supplementation	2. Governance	\$97,000	\$105,000	\$105,000
TREASURY	Customs (fly Customs/Taxation)	2. Governance	\$217,000	\$221,000	\$232,000
DAFF	Quarantine	2. Governance	\$69,000	\$94,000	\$134,000
JUSTICE	Administration & Registry	2. Governance	\$210,000	\$216,000	\$188,000
JUSTICE	Civil/Criminal Court	2. Governance	\$71,000	\$67,000	\$68,000
JUSTICE	Land Court	2. Governance	\$81,000	\$103,000	\$99,000
POLICE	Administration	2. Governance	\$440,000	\$461,000	\$470,000
POLICE	Prison	2. Governance	\$31,000	\$33,000	\$33,000
POLICE	Disaster Management (new)	2. Governance	\$0	\$0	\$48,000
PMCU	Project Management Unit	2. Governance	\$0	\$0	\$327,000
TREASURY	Statistics and Immigration	2. Governance	\$14,000	\$10,000	\$142,000
		2. Governance Total	\$4,729,000	\$4,730,000	\$5,391,000
TREASURY	Economic Development	3. Econ. Dev.	\$224,000	\$258,000	\$147,000
TRANSPORT	Civil Aviation	3. Econ. Dev.	\$321,000	\$331,000	\$263,000
TRANSPORT	Rescue Fire Services	3. Econ. Dev.	\$0	\$0	\$188,000
NPSC and Secretariat	Employment Relations	3. Econ. Dev.	\$48,000	\$55,000	\$55,000
DAFF	Administration	3. Econ. Dev.	\$385,000	\$349,000	\$311,000
DAFF	Fisheries	3. Econ. Dev.	\$100,000	\$117,000	\$151,000
DAFF	Crop Research & Animal Health	3. Econ. Dev.	\$165,000	\$115,000	\$176,000
DAFF	Crop Extension Services	3. Econ. Dev.	\$64,000	\$77,000	\$99,000
JUSTICE	Land Management	3. Econ. Dev.	\$336,000	\$309,000	\$335,000
UTILITIES	Administration	3. Econ. Dev.	\$188,000	\$190,000	\$162,000
UTILITIES	Building & Engineering	3. Econ. Dev.	\$68,000	\$92,000	\$121,000
TRANSPORT	Maritime	3. Econ. Dev.	\$0	\$38,000	\$29,000
UTILITIES	Water Supply	3. Econ. Dev.	\$462,000	\$488,000	\$514,000
TOURISM	Tourism Authority	3. Econ. Dev.	\$342,000	\$338,000	\$360,000
		3. Econ. Dev. Total	\$2,703,000	\$2,757,000	\$2,911,000
NPSC and Secretariat	Human Resource Development	4. Social	\$84,000	\$112,000	\$158,000
COMMUNITY AFFAIRS	Administration	4. Social	\$157,000	\$387,000	\$387,000
COMMUNITY AFFAIRS	Community Devel. & Social Welfare	4. Social	\$1,887,000	\$2,542,000	\$2,807,000
EDUCATION	National Library	4. Social	\$127,000	\$78,000	\$75,000
EDUCATION	Administration	4. Social	\$666,000	\$668,000	\$669,000
EDUCATION	Niue Primary School	4. Social	\$493,000	\$749,000	\$770,000
EDUCATION	Niue High School	4. Social	\$932,000	\$968,000	\$971,000
HEALTH	Administration	4. Social	\$527,000	\$475,000	\$545,000
HEALTH	Medical	4. Social	\$688,000	\$579,000	\$681,000
HEALTH	Nursing	4. Social	\$383,000	\$361,000	\$401,000
HEALTH	Public Health	4. Social	\$271,000	\$361,000	\$320,000
HEALTH	Dental	4. Social	\$154,000	\$164,000	\$181,000
		4. Social Total	\$6,349,000	\$7,444,000	\$7,775,000
DAFF	Forestry	5. Environ.	\$55,000	\$67,000	\$81,000
ENVIRONMENT	Administration	5. Environ.	\$247,000	\$248,000	\$263,000
MET SERVICE	Administration	5. Environ.	\$184,000	\$190,000	\$198,000
		5. Environ. Total	\$486,000	\$505,000	\$542,000
TAOGA NIUE	Administration	6. Taoga Niue	\$174,000	\$185,000	\$237,000
		6. Taoga Niue Total	\$174,000	\$185,000	\$237,000
BULK FUEL	Bulk Fuel	3. Econ. Dev.	\$5,212,000	\$4,994,000	\$4,794,000
UTILITIES	Energy Administration	2. Governance	\$138,000	\$169,000	\$169,000
UTILITIES	Production	3. Econ. Dev.	\$1,644,000	\$1,468,000	\$1,468,000
UTILITIES	Reticulation	3. Econ. Dev.	\$321,000	\$382,000	\$387,000
TRANSPORT	Transport Administration	3. Econ. Dev.	\$0	\$0	\$142,000
TRANSPORT	Outside Services	3. Econ. Dev.	\$462,000	\$465,000	\$470,000
TRANSPORT	Heavy Plant	3. Econ. Dev.	\$289,000	\$264,000	\$262,000
TELECOM	Administration	3. Econ. Dev.	\$641,000	\$687,000	\$930,000
TELECOM	Technical (Lines)	3. Econ. Dev.	\$129,000	\$129,000	\$166,000
TELECOM	Technical (Electronics)	3. Econ. Dev.	\$185,000	\$193,000	\$253,000
TELECOM	Information Systems Office	3. Econ. Dev.	\$97,000	\$119,000	\$98,000
TELECOM	Post Office	3. Econ. Dev.	\$126,000	\$126,000	\$108,000
		Trading Operations	\$9,244,000	\$8,996,000	\$9,267,000
		TOTAL RECURRENT EXPENDITURE	\$24,533,000	\$25,498,000	\$27,058,000

GOVERNMENT OF NIUE 2015-16 BUDGET


RECURRENT REVENUE BY VOTE & NNSP PILLAR

DEPARTMENTS	VOTE	NNSP Pillar	2013/14 Voted	2014/15 Voted	2015/16 Estimate
TREASURY	Finance	1. Fin. Stability	-\$8,755,000	-\$8,350,000	-\$8,550,000
TREASURY	Taxation	1. Fin. Stability	-\$4,174,000	-\$4,607,000	-\$4,607,000
		1. Fin. Stability Total	-\$12,929,000	-\$12,957,000	-\$13,157,000
PREMIERS	Corporate Services	2. Governance	\$0	\$0	\$0
PREMIERS	Cabinet Services	2. Governance	\$0	\$0	\$0
PREMIERS	Legislature	2. Governance	\$0	\$0	\$0
CROWN LAW	Crown Law Office	2. Governance	\$0	\$0	\$0
PREMIERS	Niue High Commission	2. Governance	-\$2,000	-\$2,000	-\$2,000
PREMIERS	External Affairs	2. Governance	\$0	\$0	\$0
NPSC and Secretariat	Corporate Services/HRMIS	2. Governance	\$0	\$0	\$0
NPSC and Secretariat	Strategic Human Resource	2. Governance	\$0	\$0	\$0
NPSC and Secretariat	Manpower Supplementation	2. Governance	\$0	\$0	\$0
TREASURY	Customs (fly Customs/Taxation)	2. Governance	-\$1,282,000	-\$1,282,000	-\$1,422,000
DAFF	Quarantine	2. Governance	-\$12,000	-\$27,000	-\$27,000
JUSTICE	Administration & Registry	2. Governance	-\$15,000	-\$15,000	-\$15,000
JUSTICE	Civil/Criminal Court	2. Governance	-\$10,000	-\$10,000	-\$10,000
JUSTICE	Land Court	2. Governance	-\$10,000	-\$15,000	-\$12,000
POLICE	Administration	2. Governance	-\$158,000	-\$195,000	-\$191,000
POLICE	Prison	2. Governance	\$0	\$0	\$0
PMCU	Project Management Unit	2. Governance	\$0	\$0	-\$358,000
TREASURY	Statistics and Immigration	2. Governance	-\$30,000	-\$32,000	-\$32,000
		2. Governance Total	-\$1,519,000	-\$1,578,000	-\$2,068,000
TREASURY	Economic Development	3. Econ. Dev.	\$0	\$0	\$0
TRANSPORT	Civil Aviation	3. Econ. Dev.	-\$231,000	-\$331,000	-\$371,000
TRANSPORT	Fire and Rescue	3. Econ. Dev.	\$0	\$0	-\$5,000
DAFF	Administration	3. Econ. Dev.	-\$5,000	-\$5,000	-\$3,000
DAFF	Fisheries	3. Econ. Dev.	-\$595,000	-\$979,000	-\$1,020,000
DAFF	Crop Research & Animal Health	3. Econ. Dev.	-\$3,000	-\$6,000	-\$6,000
DAFF	Crop Extension Services	3. Econ. Dev.	-\$21,000	-\$31,000	-\$31,000
JUSTICE	Land Management	3. Econ. Dev.	-\$23,000	-\$43,000	-\$43,000
UTILITIES	Administration	3. Econ. Dev.	\$0	\$0	\$0
UTILITIES	Building & Engineering	3. Econ. Dev.	-\$2,000	-\$2,000	-\$2,000
TRANSPORT	Maritime	3. Econ. Dev.	\$0	\$0	-\$200,000
UTILITIES	Water Supply	3. Econ. Dev.	-\$5,000	-\$5,000	-\$7,000
TOURISM	Tourism Authority	3. Econ. Dev.	-\$34,000	-\$40,000	-\$48,000
		3. Econ. Dev. Total	-\$919,000	-\$1,440,000	-\$1,736,000
NPSC and Secretariat	NTDU/Human Resources	4. Social	\$0	\$0	\$0
COMMUNITY AFFAIRS	Administration	4. Social	\$0	\$0	\$0
COMMUNITY AFFAIRS	Community Devel. & Social Welfar	4. Social	\$0	\$0	\$0
EDUCATION	National Library	4. Social	-\$1,000	-\$1,000	-\$1,000
EDUCATION	Administration	4. Social	-\$1,000	-\$1,000	-\$1,000
EDUCATION	Niue Primary School	4. Social	-\$1,000	-\$1,000	-\$1,000
EDUCATION	Niue High School	4. Social	-\$1,000	-\$1,000	-\$1,000
HEALTH	Administration	4. Social	-\$40,000	-\$44,000	-\$40,000
HEALTH	Medical	4. Social	\$0	\$0	\$0
HEALTH	Nursing	4. Social	\$0	\$0	\$0
HEALTH	Public Health	4. Social	\$0	\$0	\$0
HEALTH	Dental	4. Social	\$0	\$0	\$0
		4. Social Total	-\$44,000	-\$48,000	-\$44,000
DAFF	Forestry	5. Environ.	-\$3,000	-\$7,000	-\$7,000
ENVIRONMENT	Administration	5. Environ.	-\$5,000	-\$10,000	-\$10,000
MET SERVICE	Administration	5. Environ.	-\$1,000	-\$1,000	-\$2,000
		5. Environ. Total	-\$9,000	-\$18,000	-\$19,000
TAOGA NIUE	Administration	6. Taoga Niue	-\$3,000	-\$3,000	-\$6,000
		6. Taoga Niue Total	-\$3,000	-\$3,000	-\$6,000
BULK FUEL	Bulk Fuel	3. Econ. Dev.	-\$5,449,000	-\$5,523,000	-\$5,239,000
UTILITIES	Energy Administration	2. Governance	\$0	\$0	\$0
UTILITIES	Production	3. Econ. Dev.	-\$1,997,000	-\$2,105,000	-\$2,205,000
UTILITIES	Reticulation	3. Econ. Dev.	-\$86,000	-\$50,000	-\$75,000
TRANSPORT	Outside Services	3. Econ. Dev.	-\$603,000	-\$603,000	-\$811,000
TRANSPORT	Heavy Plant	3. Econ. Dev.	\$0	\$0	-\$10,000
TELECOM	Administration	3. Econ. Dev.	-\$1,200,000	-\$1,488,000	-\$1,656,000
TELECOM	Technical (Lines)	3. Econ. Dev.	\$0	\$0	\$0
TELECOM	Technical (Electronics)	3. Econ. Dev.	\$0	\$0	\$0
TELECOM	Information Systems Office	3. Econ. Dev.	-\$30,000	-\$48,000	-\$92,000
TELECOM	Post Office	3. Econ. Dev.	-\$144,000	-\$129,000	-\$129,000
		Trading Operations	-\$9,509,000	-\$9,926,000	-\$10,217,000
		TOTAL RECURRENT REVENUE	\$24,932,000	-\$25,970,000	-\$27,248,000
		RECURRENT OPERATIONAL SURPLUS/(DEFICIT)	\$399,000	\$472,000	\$190,000
		GON RECURRENT CAPITAL EXPENDITURE	-\$100,000	-\$268,000	-\$51,000
		GON RECURRENT INVESTMENT & DEVELOPMENT PROJECTS	-\$298,000	-\$193,000	-\$138,000
		GON BUDGET BALANCE (-ve = Deficit; +ve = Surplus)	\$1,000	-\$11,000	\$1,000

I, **Togiavalu Pihigia**, Speaker of the Niue Assembly, hereby certify that the requirements of Article 34 of the Niue Constitution have been duly complied with.

SIGNED AND SEALED at the Assembly Chambers this


day of *3 July* 2015.



Speaker of the Niue Assembly



COUNTERSIGNED in the presence of the Speaker



Clerk of the Niue Assembly

This Act was passed by the Niue Assembly on the 22nd day of June 2015.



FAKATUFONO TOHI (TAU TAHA) FATIFATIAGA TUPE 2015

Numela 332

Ko e Fakatufono Tohi ke fatifati falu a tupe mai ia he Potaaga Tupe he Fono Ekepule ke lata ia mo e tau fakatokatokaaga gahua ma e tau ne fakaoti mai he aho 30 Iuni 2016 mo e taute ai foki e tau faka-koloaaga ke lata ia mo e tau ia kua fakatoka ki ai.

1. Higoa Ku

Ko e Fakatufono Fatifatiaga Tupe (tau taha) 2015

2. Kamataaga

- (1) Ko e Fakatufono tohi nai to hagaao ai ke he tau faka-gahua ne fakaoti mai he aho 30 Iuni 2016 (kua iloa ai ko e tau faka-gahua he Fakatufono)
- (2) To fakagahua ai e Fakatufono tohi nai he aho ka mole atu e fakamooliaga kua talia ke muiua ke he Matakupu 34 he Tohi Fakave.

3. Foaki mo e Fatifatiaga he tau Tupe Fakamole

Kua fakatoka mai e tau fatifatiaga tupe mai he Potaaga Tupe he Fono Ekepule ke lata ia mo e falu e tau fakagahuaaga kua fakatokatoka ma e tau faka-gahua.

- (a) Tau Tupe Fakamole ma e tau Gahua Tumau, Tau Matakupu Gahua mo e tau fakakatoatoa ke nakai molea e \$27,247,000; mo e
- (b) Tau tupe ma e tau Matakau ne kua Gahua Fakalaulahi mo e Moua Tupe e falu a tupe ke nakai molea atu e \$11,500,000 he katoa. Ko e haana a tau fakamaamaaga kua fakakite atu i loto he falu a tau mataulu i loto he Tau Fakamaauaga ki tua he Fakatufono tohi nai.

Schedule A

TABLE 1: 2015-16 BUDGET SUMMARY

(\$'000)	Voted	Voted	Estimate	Forward Year Projections	
	2013-14	2014-15	2015-16	2016-17	2017-18
Total Niue Recurrent Revenues	-24,932	-25,970	-27,248	-26,500	-26,500
Total Niue Recurrent Expenses	24,533	25,498	27,058	26,500	26,500
Total Niue Funded Capital	100	268	51	250	250
Niue Funded I&D	298	193	138	350	350
Total Appropriation	24,931	25,959	27,247	27,100	27,100
Niue Budget Surplus/Deficit	-1	-11	-1	600	600
Donor I&D Revenue	-13,695	-11,650	-11,500	-9,500	-9,500
Donor I&D Expenditure	13,695	11,650	11,500	9,500	9,500
Total Revenue	-38,627	-37,620	-38,748	-36,000	-36,000
Total Expenses	38,626	37,609	38,747	36,600	36,600
Surplus (-ve) / Deficit (+ve)	-1	-11	-1	600	600

Note: Numbers presented in tables within this document show revenues with a -ve number, and expenses with a +ve number.

GOVERNMENT OF NIUE 2015-16 BUDGET RECURRENT EXPENDITURE BY MINISTRIES				
Entity	Department	2013-14 Voted	2014-15 Voted	2015-16 Estimate
CENTRAL AGENCIES	Premiers Department	2,338,000	2,314,000	2,298,000
	Crown Law	275,000	259,000	292,000
	Niue Public Service Commission and Secretariat	1,095,000	1,119,000	1,273,000
	Finance and Planning	1,303,000	1,370,000	1,456,000
	Project Management Coordination Unit	0	0	327,000
	Police	471,000	494,000	551,000
	Sub total: Central agencies	5,482,000	5,556,000	6,197,000
MINISTRY OF SOCIAL SERVICES	Education Department	2,218,000	2,463,000	2,485,000
	Health Department	2,003,000	1,940,000	2,138,000
	Justice Department (Inc Com Affairs)	2,742,000	3,624,000	3,684,000
	Taoga Niue	174,000	185,000	237,000
	Sub total: Ministry of Social Services	7,137,000	8,212,000	8,544,000
MINISTRY OF NATURAL RESOURCES	DAFF	858,000	819,000	952,000
	Environment Department	247,000	248,000	263,000
	Met Office	184,000	190,000	198,000
	Sub total: Ministry of Natural Resources	1,289,000	1,257,000	1,413,000
MINISTRY OF INFRASTRUCTURE	Utilities	718,000	2,789,000	2,841,000
	Transport	751,000	1,060,000	1,354,000
	Civil Aviation	321,000	331,000	
	Telecom Niue	1,178,000	1,254,000	1,555,000
	Niue Power	2,103,000	2,019,000	
	Sub total: Ministry of Infrastructure	5,071,000	7,453,000	5,750,000
	COMMERCIAL AND TRADING	Niue Tourism Authority	342,000	338,000
	Bulk Fuel	5,212,000	4,994,000	4,794,000
	Sub total: Commercial and Trading	5,554,000	5,332,000	5,154,000
	TOTAL RECURRENT EXPENDITURE	24,533,000	27,810,000	27,058,000

GOVERNMENT OF NIUE 2015-16 BUDGET RECURRENT REVENUE BY MINISTRIES				
Entity	Department	2013/14 Voted	2014-15 Voted	2015-16 Estimate
CENTRAL AGENCIES	Premiers Department	-2,000	-2,000	-2,000
	Crown Law	0	0	0
	Niue Public Service Commission and Secretariat	0	0	0
	Finance and Planning	-14,241,000	-14,271,000	-14,611,000
	Project Management Coordination Unit	0	0	-358,000
	Police	-158,000	-195,000	-191,000
	Sub total: Central agencies	-14,401,000	-14,468,000	-15,162,000
MINISTRY OF SOCIAL SERVICES	Education Department	-4,000	-4,000	-4,000
	Health Department	-40,000	-44,000	-40,000
	Justice Department (Inc Com Affairs)	-58,000	-83,000	-80,000
	Taoga Niue	-3,000	-3,000	-6,000
	Sub total: Ministry of Social Services	-105,000	-134,000	-130,000
MINISTRY OF NATURAL RESOURCES	DAFF	-639,000	-1,053,000	-1,094,000
	Environment Department	-5,000	-10,000	-10,000
	Met Office	-1,000	-1,000	-2,000
	Sub total: Ministry of Natural Resources	-645,000	-1,064,000	-1,106,000
MINISTRY OF INFRASTRUCTURE	Utilities	-7,000	-2,162,000	-2,289,000
	Transport	-603,000	-934,000	-1,397,000
	Civil Aviation	-231,000	-331,000	
	Telecom Niue	-1,374,000	-1,645,000	-1,877,000
	Niue Power	-2,083,000	-2,155,000	
	Sub total: Ministry of Infrastructure	-4,298,000	-7,227,000	-5,563,000
COMMERCIAL AND TRADING	Niue Tourism Authority	-34,000	-40,000	-48,000
	Bulk Fuel	-5,449,000	-5,523,000	-5,239,000
	Sub total: Commercial and Trading	-5,483,000	-5,563,000	-5,287,000
	TOTAL RECURRENT REVENUE	-24,932,000	-28,456,000	-27,248,000

GOVERNMENT OF NIUE 2015-16 BUDGET

RECURRENT EXPENDITURE BY VOTE & NNSP PILLAR

DEPARTMENTS	VOTE	NNSP Pillar	2013/14 Voted	2014/15 Voted	2015/16 Estimate
TREASURY	Finance	1. Fin. Stability	\$848,000	\$881,000	\$935,000
TREASURY	Taxation	1. Fin. Stability	\$0	\$0	\$0
		1. Fin. Stability Total	\$848,000	\$881,000	\$935,000
PREMIERS	Corporate Services	2. Governance	\$384,000	\$373,000	\$328,000
PREMIERS	Cabinet Services	2. Governance	\$477,000	\$485,000	\$491,000
PREMIERS	Legislature	2. Governance	\$719,000	\$725,000	\$744,000
CROWN LAW	Crown Law Office	2. Governance	\$275,000	\$259,000	\$292,000
PREMIERS	Niue High Commission	2. Governance	\$180,000	\$192,000	\$199,000
PREMIERS	External Affairs	2. Governance	\$578,000	\$539,000	\$536,000
NPSC and Secretariat	Corporate Services/HRMIS	2. Governance	\$804,000	\$775,000	\$885,000
NPSC and Secretariat	Strategic Human Resource	2. Governance	\$62,000	\$72,000	\$70,000
NPSC and Secretariat	Manpower Supplementation	2. Governance	\$97,000	\$105,000	\$105,000
TREASURY	Customs (fly Customs/Taxation)	2. Governance	\$217,000	\$221,000	\$232,000
DAFF	Quarantine	2. Governance	\$89,000	\$94,000	\$134,000
JUSTICE	Administration & Registry	2. Governance	\$210,000	\$216,000	\$188,000
JUSTICE	Civil/Criminal Court	2. Governance	\$71,000	\$67,000	\$66,000
JUSTICE	Land Court	2. Governance	\$81,000	\$103,000	\$99,000
POLICE	Administration	2. Governance	\$440,000	\$461,000	\$470,000
POLICE	Prison	2. Governance	\$31,000	\$33,000	\$33,000
POLICE	Disaster Management (new)	2. Governance	\$0	\$0	\$48,000
PMCU	Project Management Unit	2. Governance	\$0	\$0	\$327,000
TREASURY	Statistics and Immigration	2. Governance	\$14,000	\$10,000	\$142,000
		2. Governance Total	\$4,729,000	\$4,730,000	\$5,391,000
TREASURY	Economic Development	3. Econ. Dev.	\$224,000	\$258,000	\$147,000
TRANSPORT	Civil Aviation	3. Econ. Dev.	\$321,000	\$331,000	\$263,000
TRANSPORT	Rescue Fire Services	3. Econ. Dev.	\$0	\$0	\$188,000
NPSC and Secretariat	Employment Relations	3. Econ. Dev.	\$48,000	\$55,000	\$55,000
DAFF	Administration	3. Econ. Dev.	\$385,000	\$349,000	\$311,000
DAFF	Fisheries	3. Econ. Dev.	\$100,000	\$117,000	\$151,000
DAFF	Crop Research & Animal Health	3. Econ. Dev.	\$165,000	\$115,000	\$176,000
DAFF	Crop Extension Services	3. Econ. Dev.	\$64,000	\$77,000	\$99,000
JUSTICE	Land Management	3. Econ. Dev.	\$336,000	\$309,000	\$335,000
UTILITIES	Administration	3. Econ. Dev.	\$188,000	\$190,000	\$162,000
UTILITIES	Building & Engineering	3. Econ. Dev.	\$68,000	\$92,000	\$121,000
TRANSPORT	Maritime	3. Econ. Dev.	\$0	\$38,000	\$29,000
UTILITIES	Water Supply	3. Econ. Dev.	\$462,000	\$488,000	\$514,000
TOURISM	Tourism Authority	3. Econ. Dev.	\$342,000	\$338,000	\$360,000
		3. Econ. Dev. Total	\$2,703,000	\$2,757,000	\$2,911,000
NPSC and Secretariat	Human Resource Development	4. Social	\$84,000	\$112,000	\$158,000
COMMUNITY AFFAIRS	Administration	4. Social	\$157,000	\$387,000	\$387,000
COMMUNITY AFFAIRS	Community Deval. & Social Welfar	4. Social	\$1,887,000	\$2,542,000	\$2,607,000
EDUCATION	National Library	4. Social	\$127,000	\$78,000	\$75,000
EDUCATION	Administration	4. Social	\$666,000	\$668,000	\$669,000
EDUCATION	Niue Primary School	4. Social	\$493,000	\$749,000	\$770,000
EDUCATION	Niue High School	4. Social	\$932,000	\$968,000	\$971,000
HEALTH	Administration	4. Social	\$527,000	\$475,000	\$545,000
HEALTH	Medical	4. Social	\$688,000	\$579,000	\$691,000
HEALTH	Nursing	4. Social	\$363,000	\$361,000	\$401,000
HEALTH	Public Health	4. Social	\$271,000	\$361,000	\$320,000
HEALTH	Dental	4. Social	\$154,000	\$164,000	\$181,000
		4. Social Total	\$6,349,000	\$7,444,000	\$7,775,000
DAFF	Forestry	5. Environ.	\$55,000	\$67,000	\$81,000
ENVIRONMENT	Administration	5. Environ.	\$247,000	\$246,000	\$263,000
MET SERVICE	Administration	5. Environ.	\$184,000	\$190,000	\$198,000
		5. Environ. Total	\$486,000	\$505,000	\$542,000
TAOGA NIUE	Administration	6. Taoga Niue	\$174,000	\$185,000	\$237,000
		6. Taoga Niue Total	\$174,000	\$185,000	\$237,000
BULK FUEL	Bulk Fuel	3. Econ. Dev.	\$5,212,000	\$4,994,000	\$4,794,000
UTILITIES	Energy Administration	2. Governance	\$138,000	\$169,000	\$169,000
UTILITIES	Production	3. Econ. Dev.	\$1,644,000	\$1,468,000	\$1,498,000
UTILITIES	Reticulation	3. Econ. Dev.	\$321,000	\$382,000	\$387,000
TRANSPORT	Transport Administration	3. Econ. Dev.	\$0	\$0	\$142,000
TRANSPORT	Outside Services	3. Econ. Dev.	\$462,000	\$465,000	\$470,000
TRANSPORT	Heavy Plant	3. Econ. Dev.	\$289,000	\$264,000	\$262,000
TELECOM	Administration	3. Econ. Dev.	\$641,000	\$687,000	\$930,000
TELECOM	Technical (Lines)	3. Econ. Dev.	\$129,000	\$129,000	\$166,000
TELECOM	Technical (Electronics)	3. Econ. Dev.	\$185,000	\$193,000	\$253,000
TELECOM	Information Systems Office	3. Econ. Dev.	\$97,000	\$119,000	\$98,000
TELECOM	Post Office	3. Econ. Dev.	\$126,000	\$126,000	\$108,000
		Trading Operations	\$9,244,000	\$8,996,000	\$9,267,000
		TOTAL RECURRENT EXPENDITURE	\$24,533,000	\$25,498,000	\$27,058,000


GOVERNMENT OF NIUE 2015-16 BUDGET

RECURRENT REVENUE BY VOTE & NNSP PILLAR					
DEPARTMENTS	VOTE	NNSP Pillar	2013/14 Voted	2014/15 Voted	2015/16 Estimate
TREASURY	Finance	1. Fin. Stability	-\$8,755,000	-\$8,350,000	-\$8,550,000
TREASURY	Taxation	1. Fin. Stability	-\$4,174,000	-\$4,607,000	-\$4,807,000
		1. Fin. Stability Total	-\$12,929,000	-\$12,957,000	-\$13,157,000
PREMIERS	Corporate Services	2. Governance	\$0	\$0	\$0
PREMIERS	Cabinet Services	2. Governance	\$0	\$0	\$0
PREMIERS	Legislature	2. Governance	\$0	\$0	\$0
CROWN LAW	Crown Law Office	2. Governance	\$0	\$0	\$0
PREMIERS	Niue High Commission	2. Governance	-\$2,000	-\$2,000	-\$2,000
PREMIERS	External Affairs	2. Governance	\$0	\$0	\$0
NPSC and Secretariat	Corporate Services/HRMIS	2. Governance	\$0	\$0	\$0
NPSC and Secretariat	Strategic Human Resource	2. Governance	\$0	\$0	\$0
NPSC and Secretariat	Manpower Supplementation	2. Governance	\$0	\$0	\$0
TREASURY	Customs (fy Customs/Taxation)	2. Governance	-\$1,282,000	-\$1,282,000	-\$1,422,000
DAFF	Quarantine	2. Governance	-\$12,000	-\$27,000	-\$27,000
JUSTICE	Administraton & Registry	2. Governance	-\$15,000	-\$15,000	-\$15,000
JUSTICE	Civil/Criminal Court	2. Governance	-\$10,000	-\$10,000	-\$10,000
JUSTICE	Land Court	2. Governance	-\$10,000	-\$15,000	-\$12,000
POLICE	Administration	2. Governance	-\$158,000	-\$195,000	-\$191,000
POLICE	Prison	2. Governance	\$0	\$0	\$0
PMCU	Project Management Unit	2. Governance	\$0	\$0	-\$358,000
TREASURY	Statistics and Immigration	2. Governance	-\$30,000	-\$32,000	-\$32,000
		2. Governance Total	-\$1,519,000	-\$1,578,000	-\$2,069,000
TREASURY	Economic Development	3. Econ. Dev.	\$0	\$0	\$0
TRANSPORT	Veivil Aviation	3. Econ. Dev.	-\$231,000	-\$331,000	-\$371,000
TRANSPORT	Fire and Rescue	3. Econ. Dev.	\$0	\$0	-\$5,000
DAFF	Administration	3. Econ. Dev.	-\$5,000	-\$3,000	-\$3,000
DAFF	Fisheries	3. Econ. Dev.	-\$595,000	-\$979,000	-\$1,020,000
DAFF	Crop Research & Animal Health	3. Econ. Dev.	-\$3,000	-\$6,000	-\$6,000
DAFF	Crop Extension Services	3. Econ. Dev.	-\$21,000	-\$31,000	-\$31,000
JUSTICE	Land Management	3. Econ. Dev.	-\$23,000	-\$43,000	-\$43,000
UTILITIES	Administration	3. Econ. Dev.	\$0	\$0	\$0
UTILITIES	Building & Engineering	3. Econ. Dev.	-\$2,000	-\$2,000	-\$2,000
TRANSPORT	Maritime	3. Econ. Dev.	\$0	\$0	-\$200,000
UTILITIES	Water Supply	3. Econ. Dev.	-\$5,000	-\$5,000	-\$7,000
TOURISM	Tourism Authority	3. Econ. Dev.	-\$34,000	-\$40,000	-\$48,000
		3. Econ. Dev. Total	-\$919,000	-\$1,440,000	-\$1,736,000
NPSC and Secretariat	NTDU/Human Resources	4. Social	\$0	\$0	\$0
COMMUNITY AFFAIRS	Administration	4. Social	\$0	\$0	\$0
COMMUNITY AFFAIRS	Community Devel. & Social Welfar	4. Social	\$0	\$0	\$0
EDUCATION	National Library	4. Social	-\$1,000	-\$1,000	-\$1,000
EDUCATION	Administration	4. Social	-\$1,000	-\$1,000	-\$1,000
EDUCATION	Niue Primary School	4. Social	-\$1,000	-\$1,000	-\$1,000
EDUCATION	Niue Hlgh School	4. Social	-\$1,000	-\$1,000	-\$1,000
HEALTH	Administration	4. Social	-\$40,000	-\$44,000	-\$40,000
HEALTH	Medical	4. Social	\$0	\$0	\$0
HEALTH	Nursing	4. Social	\$0	\$0	\$0
HEALTH	Public Health	4. Social	\$0	\$0	\$0
HEALTH	Dental	4. Social	\$0	\$0	\$0
		4. Social Total	-\$44,000	-\$48,000	-\$44,000
DAFF	Forestry	5. Environ.	-\$3,000	-\$7,000	-\$7,000
ENVIRONMENT	Administration	5. Environ.	-\$5,000	-\$10,000	-\$10,000
MET SERVICE	Administration	5. Environ.	-\$1,000	-\$1,000	-\$2,000
		5. Environ. Total	-\$9,000	-\$18,000	-\$19,000
TAOGA NIUE	Administration	6. Taoga Niue	-\$3,000	-\$3,000	-\$5,000
		6. Taoga Niue Total	-\$3,000	-\$3,000	-\$6,000
BULK FUEL	Bulk Fuel	3. Econ. Dev.	-\$5,449,000	-\$5,523,000	-\$5,239,000
UTILITIES	Energy Administration	2. Governance	\$0	\$0	\$0
UTILITIES	Production	3. Econ. Dev.	-\$1,997,000	-\$2,105,000	-\$2,205,000
UTILITIES	Reticulation	3. Econ. Dev.	-\$86,000	-\$50,000	-\$75,000
TRANSPORT	Outside Services	3. Econ. Dev.	-\$603,000	-\$603,000	-\$811,000
TRANSPORT	Heavy Plant	3. Econ. Dev.	\$0	\$0	-\$10,000
TELECOM	Administration	3. Econ. Dev.	-\$1,200,000	-\$1,468,000	-\$1,656,000
TELECOM	Technical (Lines)	3. Econ. Dev.	\$0	\$0	\$0
TELECOM	Technical (Electronics)	3. Econ. Dev.	\$0	\$0	\$0
TELECOM	Information Systems Office	3. Econ. Dev.	-\$30,000	-\$48,000	-\$92,000
TELECOM	Post Office	3. Econ. Dev.	-\$144,000	-\$129,000	-\$129,000
		Trading Operations	-\$9,509,000	-\$9,926,000	-\$10,217,000
		TOTAL RECURRENT REVENUE	\$24,932,000	-\$25,970,000	-\$27,248,000
		RECURRENT OPERATIONAL SURPLUS/(DEFICIT)	\$399,000	\$472,000	\$190,000
		GON RECURRENT CAPITAL EXPENDITURE	-\$100,000	-\$268,000	-\$51,000
		GON RECURRENT INVESTMENT & DEVELOPMENT PROJECTS	-\$298,000	-\$193,000	-\$138,000
		GON BUDGET BALANCE (-ve = Deficit, +ve = Surplus)	\$1,000	\$11,000	\$1,000

KO AU KO, Togiavalu Pihigia ko e Fakatonu Fono he Fono Ekepule ha Niue, kua fakamooli kua maitua ke he tau fakaveaga he Matakupu 34 he Tohi Fakavē ha Niue.


FAKAMOOLI MO E PILIMAU he poko Fono Ekepule he aho _____ ia

3 Iulai 2015.



Fakatonu Fono he Fono Ekepule

FAKAMOOLI FOKI ki mua he Fakatonu Fono



Fakamau Kupu he Fono Ekepule

Kua fakamooli he Fono Ekepule ha Niue e Fakatufono Tohi nai he Aho 22 he mahina Iuni 2015.